

# Senior Meeting- May 9th

## Agenda

**2025**  
*Class of*

- ▶ I. Counseling
- ▶ II. Library
  - ▶ Device/Book turn-in
  - ▶ Fees
- ▶ III.  
Transcripts/Diplomas/Counseling
- ▶ IV. Senior Week Calendar
- ▶ V. Graduation
- ▶ VI. Grad Nite Information

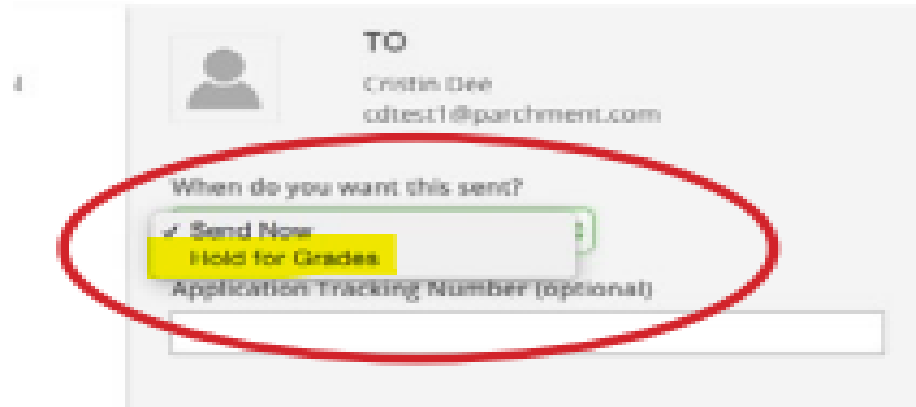


The background features abstract, overlapping green geometric shapes, primarily triangles and polygons, in various shades of green, creating a modern and dynamic visual effect.

# Counseling Information

# Counseling/Transcripts/ Diplomas

- ▶ You may request for your official final transcript to be sent to the colleges/universities that you will be attending in Fall 2025 through Parchment.com.
  - ▶ Please select the dropdown box “When would you like this sent?” > select “Hold for Grades”



The screenshot shows a web form for requesting a transcript. At the top, it says 'TO' followed by a person icon and the email 'Cristin Dee cdee1@parchment.com'. Below this is a dropdown menu labeled 'When do you want this sent?'. The dropdown is open, showing two options: 'Send Now' and 'Hold for Grades'. The 'Hold for Grades' option is highlighted in yellow. Below the dropdown is a text input field labeled 'Application Tracking Number (optional)'.

- ▶ Please note that transcripts will be mailed out AFTER May 30th when final grades are posted.
- ▶ Diploma pick-up Date and Time TBD- Watch for email

# Important **Senior** Information

**Within 30 days of graduation,**  
**Seniors must:**

Save District files to personal accounts  
if you want to keep them.

**AP Students:** Log in to College Board  
and change your school email address  
to your

# Library



**May 1 - May 16 in  
D127**



**8:30am to 3:30pm.** All  
books and devices, unless  
you need for AP Testing



Pay any fines that are still  
outstanding with library  
and/or athletics

# Senior Week Activities

# THE 3 BE'S

**BE RESPECTFUL**

**BE RESPONSIBLE**

**BE SAFE**

**IT'S THE BULLDOG WAY**

## Behavior

All students are expected to behave at all events. Failure to do so can result in a variety of consequences.

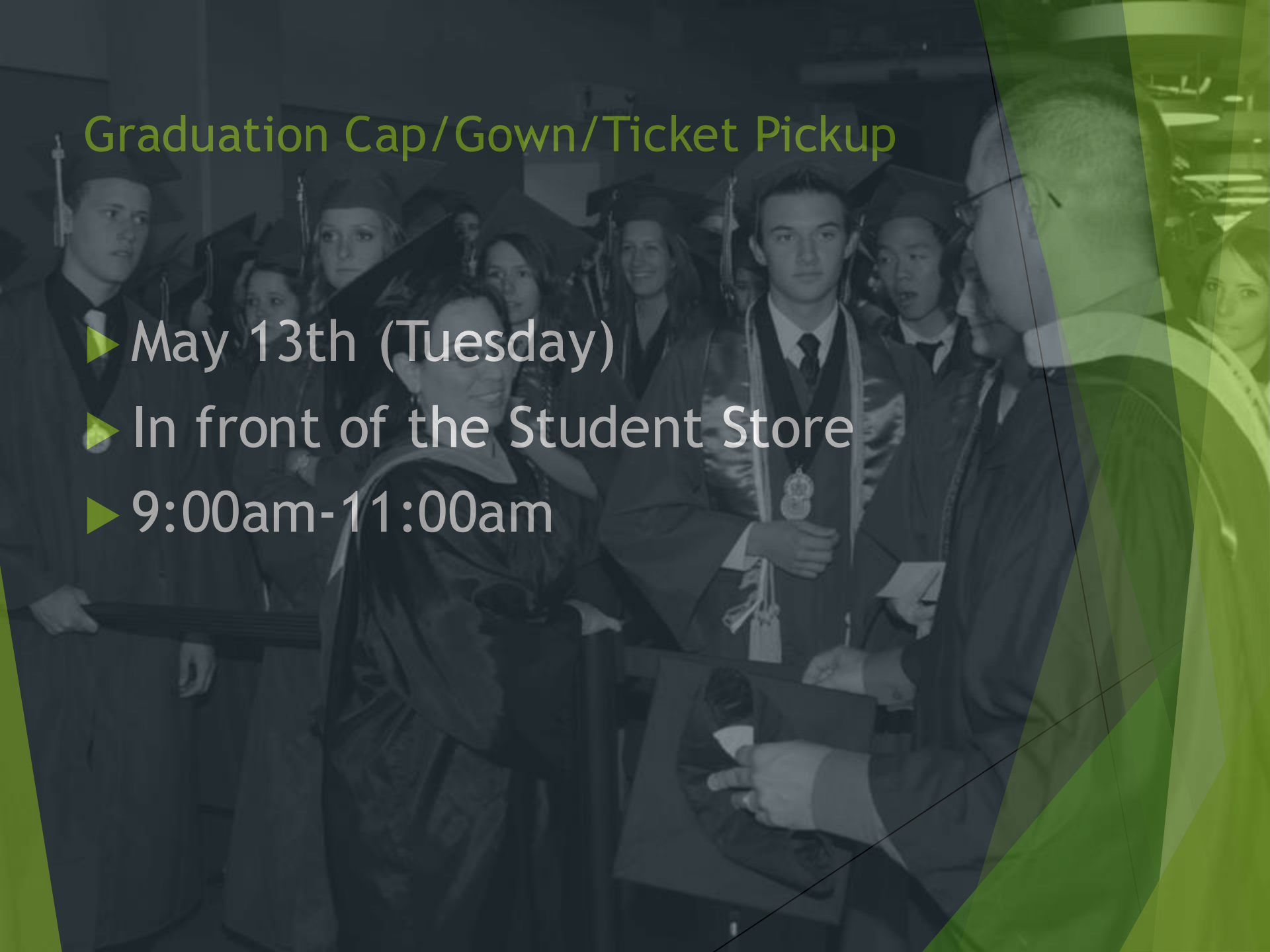
All students and parents have signed a behavior code that details the consequences for poor behavior.

Any violation of District Behavior Code or Education Code that results in a suspension during senior week will result in the removal of the student from the graduation ceremony and the remaining senior activities that week.



## Graduation Cap/Gown/Ticket Pickup

- ▶ May 13th (Tuesday)
- ▶ In front of the Student Store
- ▶ 9:00am-11:00am





# May 14th- Disneyland Trip

- ▶ Meet in front of MPR on Music Lane at 8:30am.
- ▶ The buses will board at Disneyland at 9:00 pm to return to Ayala High.



# May 17th- Grad Practice/Panoramic Pic



- ▶ Graduation Practice 8:30am at the MPR
  - ▶ WEAR YOUR GOWNS-REQUIRED
  - ▶ Try to sit with your partner when you come in at 10:00am. It will make line up easier. Pick side A or side B.
- ▶ All Seniors will take the PANORAMIC PICTURE
- ▶ Football Stadium Visitor side

# Senior Sunset 5/9/25

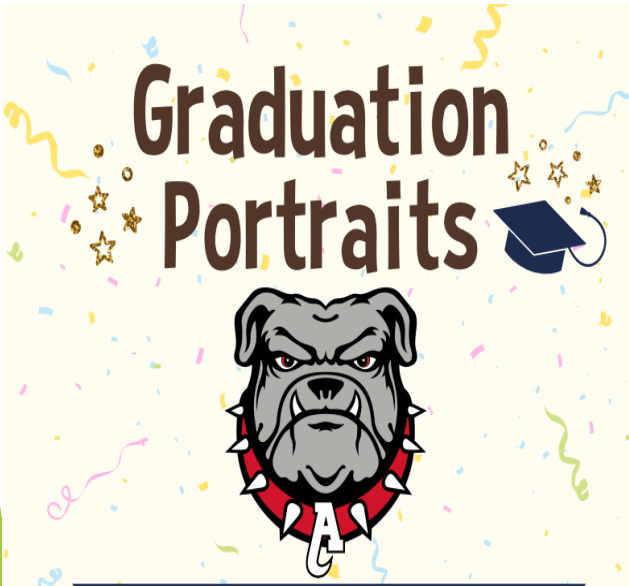
- ▶ 6:30pm Bulldog Stadium
- ▶ Bring blankets, snacks, drinks
- ▶ NO FOOD on the Field
- ▶ Ends at 8:00pm



# Graduation Info

## Toyota Arena

- ▶ Dignified Ceremony. Please take it seriously. NO CELL PHONES
- ▶ Follow directions and be on time
  - ▶ Student arrival 11am at loading docks
- ▶ Graduation Handshake Photo - Each graduate will be photographed as they receive their diploma. Those photos will be available for purchase through Adams Photography.



# Toyota Arena Grad Entrance



# What to Wear



Make sure to take your gown out of the plastic bag and hang it up to get the wrinkles out.



Wear formal/dress attire

You can only wear the medallion, cords, and stoles with your gown that were issued by Ayala. All others will be taken away at check-in prior to graduation

No leis can be worn either.

Your cap can not be embellished or decorated.

If renting a gown, it must be returned to the USB Office on Friday, May 23 before 2pm



- ▶ Students enter near the loading dock starting at 11 am near the Administration building, Parking Lot Opens at 10 am, Toyota Arena Doors open at 11 am, and Graduation 12 pm
- ▶ All seating is general admission. There are no assigned guest seats. Guests must have a ticket to be admitted. There is no Re-Entry into the arena. Children ages 2 and above will require a ticket for entry.
- ▶ Accepted Methods of Payment Cashless venue for all parking (\$15.00 per vehicle) and concessions. Cash will not be accepted.
- ▶ Toyota Arena prohibits outside gifts and items during this Event.
- ▶ The following are not allowed inside the building, in the parking lots, or on the premises and if found will be confiscated or asked to vacate the premises:
  - ▶ No Bandas or Musical Celebrations are allowed on the premises, No Cultural or Religious Celebrations are allowed on the premises, No Balloons, No Banners / Signs / Flags, No Confetti Cannons, No Flowers, No Laser Pointers, No Noisemakers / Airhorns, No Selfie Sticks, No Sharpies / Markers, No Vendors, No Weapons of any kind, and similar items to the above are not allowed within the building. Guests will not be permitted to bring items previously listed inside the building and will be asked to return items to the vehicle. Any item purchased from external vendors are not affiliated with Toyota Arena.











# Graduation Flow



You will be called row by row (staff will tell you when to get up)



You will walk on the side of stage, take picture with diploma cover then walk up the side of stage



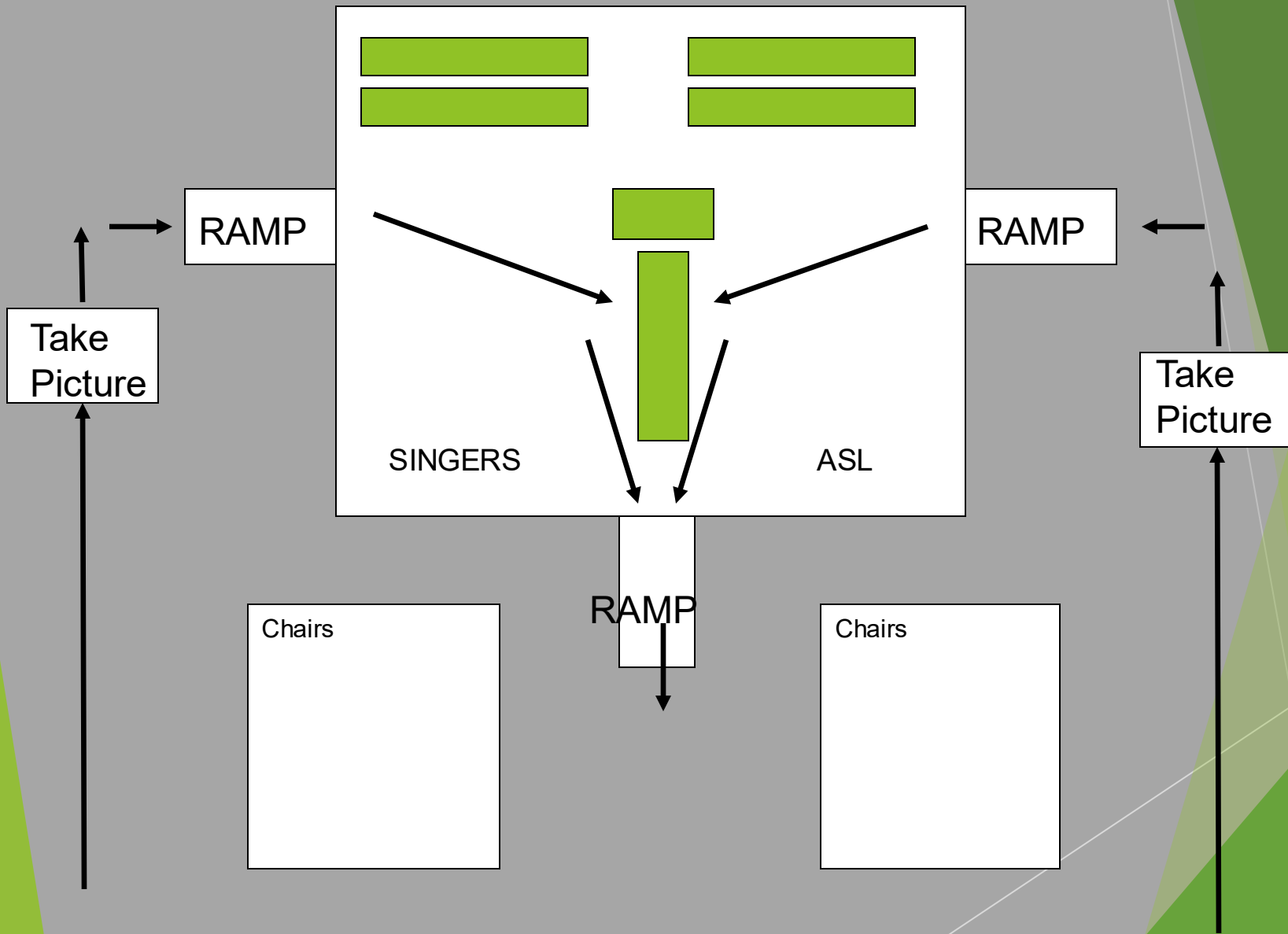
You will be handed your diploma off the table in the center of the stage



You will then walk down the middle of the stage, smile as you will be on the screen



Walk down the stage in the middle back to row, enter row and STAY STANDING until row is filled then everyone sits down together









**Turning of the Tassel**  
**Right to Left**  
**Grab tassel on “Senior”**  
**move on “Dragons”**





# Exit

The celebration on the arena floor is for graduates and faculty. No families will be let on to the arena floor.

After the ceremony is over, you will exit the same way you entered.

Don't climb over the chairs- they will fold up and they are tied together

Have a designated spot to meet your parents in front of the Arena- remember, you will not have your cell phone



# Grad Nite

May 21st

- Meet in the MPR at 1pm
- All students and belongings will be searched by school security
- Once in the MPR-no leaving and returning
- Food and drinks will be provided in the MPR
- Busses will leave at 3:00pm